

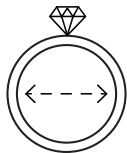
HANNAH LOUISE LAMB

Ring Size Guide

PLEASE NOTE:

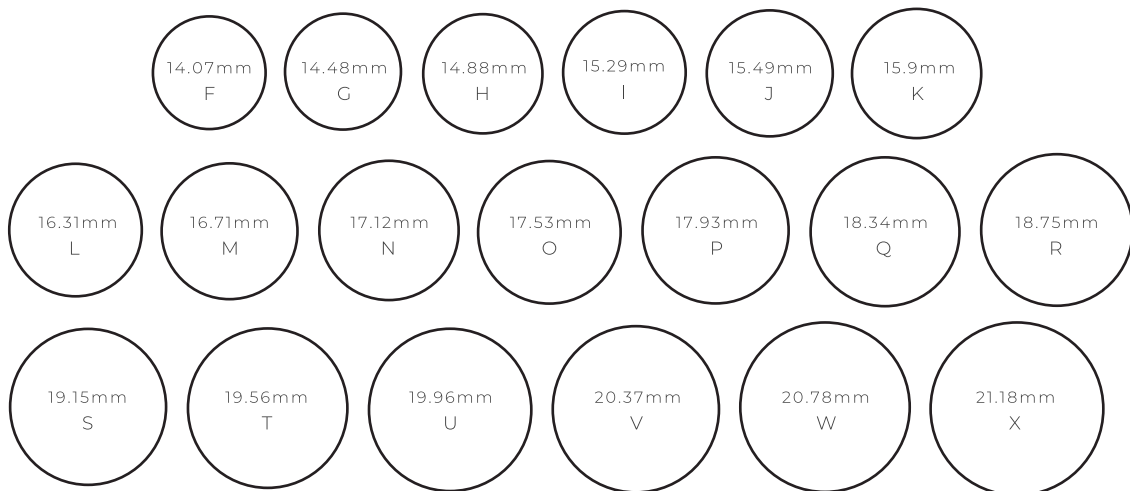
- Before you print, ensure that page scaling is set to "100%" in your printer options.
- Make sure you print on standard A4 paper (210 x 297mm).
- Your ring sizer should measure 160mm.

MEASURE AN EXISTING RING



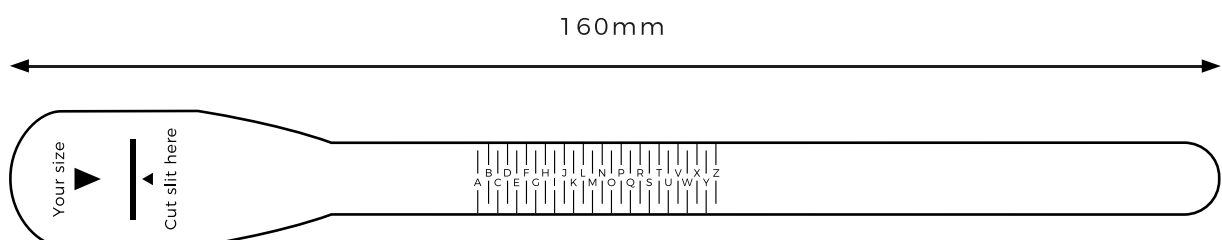
Inside Diameter

- Select a ring that fits your desired finger.
- Measure the inside diameter or place the ring over the circles below, matching the inside edge of the ring to the circle nearest in size. This measurement refers to the inside diameter of the ring.
- If the ring falls between two sizes, order the larger size. A wider band may require a larger ring size.



USE A RING SIZER

- Cut out the ring sizer below.
- Place the end of the ring sizer through the indicated slit to make a loop.
- Wrap the loop around the desired finger with the letter size visible. The letter that appears closest to the slit is your ring size.



We cannot guarantee that ring sizing via paper will be accurate. We highly recommend getting sized by a local jeweller.